



ChefTop™



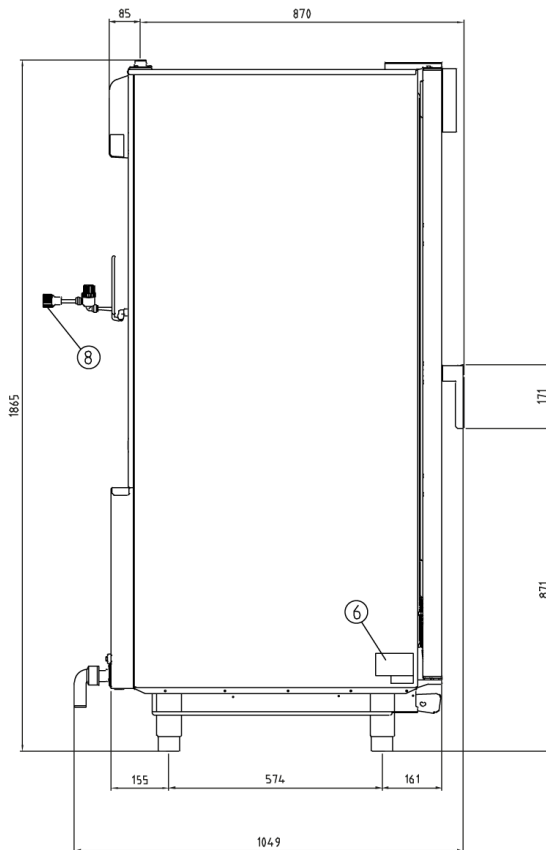
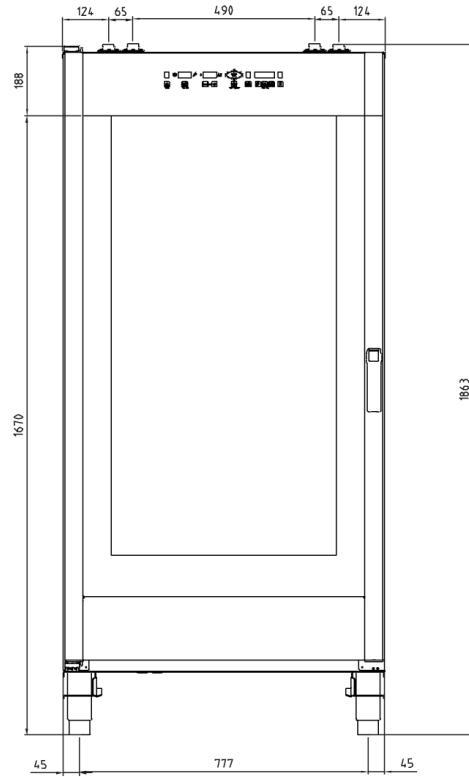
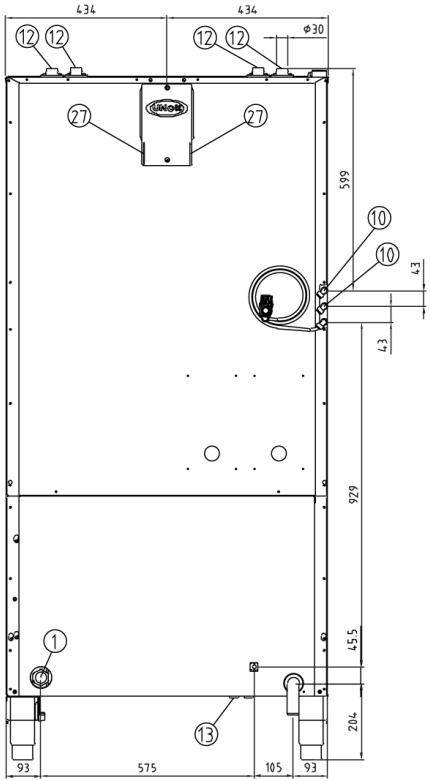
XVC905P



	XVC905P
Capacity	20 GN1/1
Pitch	66 mm
Frequency	50 / 60 Hz
Voltage	400 V- 3N
Electrical power	29,7 kW
Max. gas rated power	-
Dimensions	866x1866x972 mm
Weight	183 kg



ChefTop™





ChefTop™

	ELETRICO	POWER	GAS
COOKING MODES			
Convection cooking 30 °C - 260 °C	•	•	•
Mixed steam and convection cooking 48 °C - 260 °C, with STEAM.Maxi™ 30% to 90%	•	•	•
Mixed humidity and convection cooking 48 °C - 260 °C, with STEAM.Maxi™ 10% to 20%	•	•	•
Steaming 48 °C - 130°C with STEAM.Maxi™ technology	•	•	•
Dry air cooking 30°C - 260 °C with DRY.Maxi™ technology settable 10% to 100%	•	•	•
Maximum pre-heating temperature 300 °C	•	•	•
Core probe	•	•	•
Delta T cooking with core probe	•	•	•
MULTI.Point core probe	0	•	•
SOUS-VIDE core probe	0	0	0
MULTI.Time: technology to manage up to 9 timers to bake at the same time different products	•	•	•
AIR DISTRIBUTION IN THE COOKING CHAMBER			
AIR.Maxi™ technology: multiple fans with reversing gear	•	•	•
AIR.Maxi™ technology: 3 air speeds, programmable	•	•	•
AIR.Maxi™ technology: 3 semi static cooking modes, programmable	•	•	•
AIR.Maxi™ technology: puase function	•	•	•
CLIMA MANAGEMENT IN THE COOKING CHAMBER			
DRY.Maxi™ technology: high performance moist and humidity extraction, programmable by the user	•	•	•
DRY.Maxi™ technology: cooking with humidity extraction 30 - 260 °C	•	•	•
STEAM.Maxi™ technology: steaming 48 °C - 130 °C	•	•	•
STEAM.Maxi™ technology: combination of moist air and dry air 48 °C - 260 °C	•	•	•
ADAPTIVE.Clima technology: cavity humidity measurement and regulation	•	•	•
ADAPTIVE.Clima technology: repeatability of the cooking process through the momorization of the real cooking process	•	•	•
ADAPTIVE.Clima technology: 20 ADAPTIVE.Clima process memory	•	•	•
COOKING COLUMNS WITH MAXI.Link TECHNOLOGY			
MAXI.Link technology: creating multiple ovens and accessories columns controlled by a single ChefTouch control panel	•	•	•
MAXI.Link technology with EFFICIENT.Power: power requirement reduced on MAXI.Link columns	•	•	•
THERMAL INSULATION AND SAFETY			
Protek.SAFE™ technology: maximum thermal efficiency and working safety (cold door glass and external surfaces)	•	•	•
Protek.SAFE™ technology: fan impeller brake to contain energy loss at door opening	•	•	•
Protek.SAFE™ technology: electrical power absorbtion related to the real needs	•	•	-
Protek.SAFE™ technology: gas power absorbtion related to the real needs	-	-	•
HIGH PERFORMANCE ATMOSPHERIC BURNER			
Spido.GAS™ technology: high performance straight heat exchanger pipes for a simmetric heat distribution	-	-	•
Spido.GAS™ technology: straight heat exchanger pipes for an easy service	-	-	•
AUTOMATIC CLEANING			
Rotor.KLEAN™ XC405: 3 automatic and 2 semi-automatic washing programs	0	0	0
Rotor.KLEAN™ XC302: 2 semi-automatic washing programs	0	0	0

PATENTED DOOR

Door hinges made of high durability and self-lubricating techno-polymer (only for lateral opening door)	•	•	•
Reversible door, even after the installation (not for 20-16 GN 2/1 and 20 GN 1/1 models)	•	•	•
Door docking positions at 60°-120°-180°	•	•	•

AUXILIARIES FUNCTIONS

99 cooking programs memory, each one made of 9 cooking steps	•	•	•
Possibility to assign a name to the stored programs	•	•	•
Preheating temperature up to 300 °C settable by the user	•	•	•
Visualization of the residual cooking time (when cooking not using the core probe)	•	•	•
Holding cooking mode «HOLD»	•	•	•
Continuous functioning «INF»	•	•	•
Visualization of the set and real values of time, core probe temperature, cavity temperature and humidity	•	•	•
«COOL» function for rapid cavity cooling	•	•	•
Temperature unit settable in °C or °F	•	•	•

TECHNICAL DETAILS

Rounded stainless steel (DIN 1.4301) cavity for hygiene and easy of cleaning	•	•	•
LED lights	•	•	•
Steam proof sealed ChefTouch control panel	•	•	•
High-durability carbon fibre door lock	•	•	•
Door drip pan with continuous drainage, even when the door is open	•	•	•
High capacity appliance drip pan connectable to appliance drain	•	•	•
Light weight – heavy duty structure using innovative materials	•	•	•
Proximity door contact switch	•	•	•
2-stage safety door lock	0	0	0
Autodiagnosis system for problems or brake down	•	•	•
Safety temperature switch	•	•	•
Openable internal glass to simplify the door cleaning	•	•	•
Stainless steel C-shaped rack rails with notched recesses for easy loading	•	•	•